

How to Claim Connect California 2018 Continuing Education Credits

Log in to your account at eventscouncil.org to actively claim CE Hours uploaded to your portal account.

Click “Add/Edit Continuing Education”




My CMP Continuing Education


Session Course/Title	Date	Reported By	Clock Hours
CMP Conclave 2012 - Kotowski, Karen	6/13/2012	Convention Industry Council	0.00
CMP Conclave 2014 - Kotowski, Karen	9/9/2014	Convention Industry Council	0.00
CMP Conclave 2011 - Kotowski, Karen	5/11/2011	Convention Industry Council	0.00

 [Add/Edit Continuing Education](#)

Click “Edit,” claim the # of hours attended and click “Continue”

[+ Add](#)

Session Course/Title	Date	Reported By	Clock Hours		
CMP Conclave 2012 - Kotowski, Karen	6/13/2012	Convention Industry Council	0.00		Edit Delete
CMP Conclave 2014 - Kotowski, Karen	9/9/2014	Convention Industry Council	0.00		Edit Delete
CMP Conclave 2011 - Kotowski, Karen	5/11/2011	Convention Industry Council	0.00		Edit Delete

[Back](#) [Cancel](#) [Save and Exit](#) [Continue](#) 

Reference the following table when uploading information for sessions attended to your EIC portal account:

Session Course/Title	Date	Domain	Hours
Dealing with Difficult People	3/13/2018	E: Human Resources	1.00
Clash of the Titans	3/14/2018	E: Human Resources	.75
You Want My Slides When? A Meeting Planner’s Survival Guide for Dealing with Presenters	3/14/2018	G: Meeting or Event Design	.75